




## What are we learning?



## Key Themes and books



# Super Me!

## Key Themes

Who am I? How have I changed? My Family, Friendships & emotions, being healthy including Oral Hygiene, seasonal changes including harvest.

## Key Facts

We will learn to name the main parts of our bodies and the things which can help us stay healthy. We will look at pictures of when we were babies. We will draw pictures and talk about our family. We will talk about our teeth and what we do to keep them clean. We will look for signs of changes around our local area.

*This will help us when we learn:*

**About feelings and emotions; ourselves and how we have changed (past) and natural and seasonal changes when we are in Rainbows.**

## Key Vocabulary



## Ways to support at home

Read stories every day, talk about what you see in the pictures, how the characters feel, create joy and anticipation  
Sing songs and rhymes  
Provide opportunities for mark making using different materials (wax crayons, pencil crayons, finger paints, shaving foam)  
Listen to the different sounds you can hear when your out and about  
Count aloud whenever the opportunity arises  
Practice subitising quantities to 3 (knowing how many without counting), talk about what you see and how you see it  
Model to pointing to 1 object at a time as you count  
Look for and name shapes and patterns


Nursery  
Autumn Term 1  
2023



## We will encourage this learning by:

- \*Using key texts to support us learning about different feelings and emotions
- \*Playing games and singing songs to help us learn different body parts and how we look after ourselves
- \*Learning about different clothes we wear for different occasions
- \*Looking at photos of our family and ourselves as a baby, developing our understanding of how we change overtime
- \*Transient art experiences to create faces using loose parts such as fruit and veg or natural objects we find outside
- \*Using our 5 senses to explore how materials taste, feel, smell, look and sound
- \*Using construction materials to build our homes and village, talking about where we live and places we visit
- \*Observing changes around us e.g. harvesting apples from our apple tree and vegetables from our garden and using them to cook with

This half term in Sunbeams we will be developing the following skills (as well as revisiting previous skills and knowledge):

The Prime areas			
Communication and Language		Physical Development	Personal, Social and Emotional Development
<b>Nursery 1</b>  Opportunities for singing, music and toys that make sounds  Developing use of single words during play through adult interactions  <b>Nursery 2</b>  Listening to stories and begin to recall information  Developing listening skills		<i>Ongoing throughout nursery...</i>  <b>Gross Motor Skills:</b> Climbing on various equipment; Crawl, walk, run, jump, matching skill to task; Use large muscle movements to wave flags and streamers; Kick, throw and catch a ball; Clap and stamp to music; Dance and hold a pose; Paint and make marks; To be able to begin to sit on a push-along wheeled toy (2-3 years); Riding tricycles (3-4 years); Going up and down stairs; Carrying heavy items; Washing windows and toys; Building with large construction  <b>Fine Motor Skills:</b> Use tools and equipment like spades, spoon and fork, water jugs, scissor scoops, tweezers, large pipettes; Funky finger activities; Play-dough (dough disco); Tearing Paper; Scissors- sniping paper progressing to moving forwards; Mark making using a variety of tools and media; Use of Clips, Clasps, zips, buttons, screwing Jars and nuts and bolts; Finger Puppets	<b>Nursery 1</b> Finding ways of managing transitions, for example from their parent to their key person Interested in their own and others physical characteristics e.g. pointing to features  <b>Nursery 2</b> Talk about feelings e.g. happy and sad Identify feelings in others Select and use resources  <b>PSHE Coram Education-SCARF: Safety, Caring, Achievement, Resilience, Friendship</b> Marvellous me! I am special People who are special to me
The Specific Areas			
Mathematics	Literacy	Understanding of the World	Expressive Arts and Design
<b>Nursery 1    Noticing number</b>  React to changes of amount in a group of up to three items  Say some number names randomly  Take part in finger rhymes/counting rhymes  <b>Nursery 2    Counting skills</b>  Using number language in play  Counting to 5/10  Counting out objects 1-1  Select shapes appropriately e.g. flat surfaces for building, a triangular prism for a roof etc.  Talk about and identify the patterns around them. For example: stripes on clothes, designs on rugs and wallpaper, using informal language like ‘pointy’, ‘spotty’, ‘blobs’ etc.	<b>Nursery 1</b> *Enjoys songs and rhymes tuning in and paying attention *Copy finger movements and other gestures *Pay attention and responds to the pictures or the words in books *Enjoy making marks freely  <b>Nursery 2</b> *Enjoys making marks independently *Joins in with a range of Nursery Rhymes, jingles and songs *To be able to enjoy stories with adults, sometimes in a small group *To begin to develop play around favourite stories using props *Discriminates between different sounds. (Environmental and instrumental sounds) *Talks about pictures in books  <div>Little Wandle Core Text</div> <div></div>	<b>Nursery 1</b> *Shows interests in photographs of themselves and other familiar people and objects *Learns they have similarities and differences which connect them to and distinguish them from others *Repeat actions that have an effect (exploring how things work) *Beginning to explore natural materials, indoors and outside.(curiosity, loose parts natural thinkers) *Toys with buttons, flaps and simple mechanisms, beginning to learn to operate them.  <b>Nursery 2</b> *Begin to make sense of their own life story *Notices differences and connections in people and families *Show interest in different occupations *Explore materials with different properties *Knows how to operate simple equipment, e.g. turns on CD player, uses a remote control, can navigate touch-capable technology with support	<b>Nursery 1</b> Explore paint, using fingers and other parts of their bodies as well as brushes and other tools  Explore their voices and enjoy making sounds.  Move and dance to music  <b>Nursery 2</b>  Colour awareness and mixing  Make simple models which express their ideas  Creates sounds by rubbing, shaking, tapping, striking or blowing